

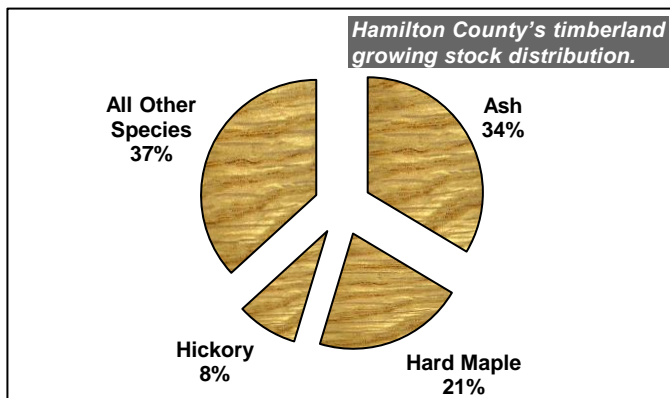
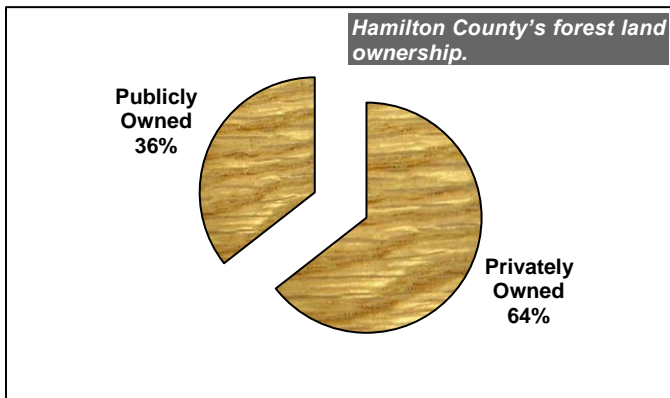
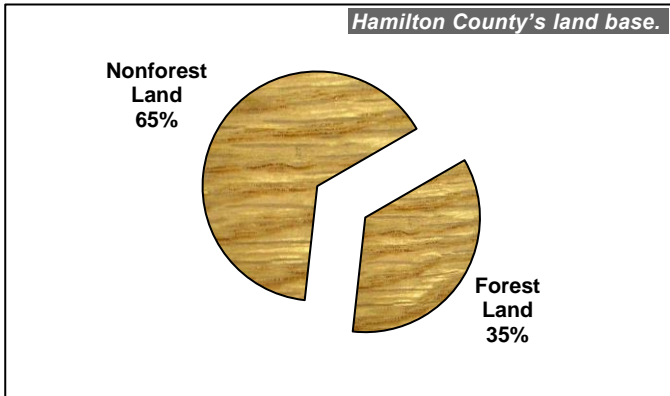
## SCHOOL OF ENVIRONMENT AND NATURAL RESOURCES

# Forestry Impacts Hamilton County's Economy

Eric McConnell, Ph.D., Assistant Professor and Forest Operations and Products Extension Specialist, School of Environment and Natural Resources, The Ohio State University.



## Hamilton County's Forests



## Informational Resources

### School of Environment and Natural Resources

The Ohio State University  
2021 Coffey Rd.  
Columbus, OH 43210  
Phone: (614) 688-3421  
Web: [ohiowood.osu.edu](http://ohiowood.osu.edu)  
[woodlandstewards.osu.edu](http://woodlandstewards.osu.edu)

### Ohio State University Extension, Hamilton County

5093 Colerain Ave.  
Cincinnati, OH 45223  
Phone: (513) 946-8989  
Fax: (513) 772-6126  
Web: [hamilton.osu.edu](http://hamilton.osu.edu)

### Ohio Division of Forestry

777 Columbus Ave. 5-A  
Lebanon, OH 45036-1607  
Phone: (513) 932-6836  
Fax: (513) 932-6144  
Web: [www.forestry.ohiodnr.gov/serviceforesters](http://www.forestry.ohiodnr.gov/serviceforesters)

### Hamilton County Soil and Water Conservation District

22 Triangle Park Dr.  
Cincinnati, OH 45246-3411  
Phone: (513) 772-7645  
Fax: (513) 772-7656  
Web: [www.hcswcd.org](http://www.hcswcd.org)

### Ohio Society of American Foresters Directory

[www.osafdirectory.com](http://www.osafdirectory.com)

### Ohio Forestry Association

Master Logging Company Program  
Office: 746 Morrison Rd., Columbus, OH 43230  
Mail: 1100-H Brandywine Blvd., Zanesville, OH 43701  
Phone: (614) 497-9580  
Fax: (614) 497-9581  
Web: [www.ohioforest.org](http://www.ohioforest.org)

### Call Before You Cut

Phone: (877) 424-8288  
Web: [www.callb4ucut.com](http://www.callb4ucut.com)

## Hamilton County's Forest Industries

	Jobs	Output	Labor Income	Value Added
<b>Direct Impacts of Hamilton County's Forest Industries</b>				
Forestry and Logging	(----	(----	(----	(----
Wood Products Manufacturing	323	\$52,873,000	\$16,328,000	\$18,844,000
Paper Manufacturing	1,133	\$499,655,000	\$86,895,000	\$109,1087,000
Wood Furniture Manufacturing	418	\$71,191,000	\$26,261,000	\$30,085,000
All Forest Industries	1,874	\$624,031,000	\$129,594,000	\$159,237,000
<b>Type SAM Economic Multipliers</b>				
Forestry and Logging	(----	(----	(----	(----
Wood Products Manufacturing	1.55	1.49	1.64	1.88
Paper Manufacturing	2.39	1.52	2.17	2.46
Wood Furniture Manufacturing	1.71	1.59	1.64	1.90
All Forest Industries	2.12	1.52	1.99	2.28
<b>Total Impacts of Hamilton County's Forest Industries</b>				
Forestry and Logging	(----	(----	(----	(----
Wood Products Manufacturing	500	\$78,608,000	\$26,785,000	\$35,474,000
Paper Manufacturing	2,713	\$758,986,243	\$188,395,000	\$268,973,000
Wood Furniture Manufacturing	713	\$113,186,000	\$43,085,000	\$57,155,000
All Forest Industries	3,977	\$948,227,000	\$258,463,000	\$361,270,000
<b>Location Quotients</b>				
Forestry and Logging	(----	(----	(----	(----
Wood Products Manufacturing	0.25	0.19	0.23	0.23
Paper Manufacturing	0.88	0.65	0.67	0.52
Wood Furniture Manufacturing	0.44	0.39	0.49	0.40
All Forest Industries	0.48	0.49	0.46	0.41

(----) is withheld data to prevent potential disclosure of individual company information. Note: total impacts should not be added across industries. This incorrectly estimates the contributions of all forest industries due to any interactions occurring between individual sectors.

### Terminology

**Direct Impacts-** the effects generated by a county's forest industries to meet the final demand for wood and fiber products.

**Type SAM (Social Accounting Matrix) Economic Multipliers-** figures quantifying the forest industries' influences on other economic sectors. They are defined by dividing the sum of the direct, indirect, and induced impacts by the direct impact.

**Total Impacts-** the summed effects of the forest industries' direct, indirect, and induced impacts on the county's economy.

**Location Quotients (LQs)-** ratios comparing the forest industries' relative contributions at the county level to their national share of the U.S. economy, which provides measures of specialization. Here, the forest industries' LQs are defined as  $\leq 1.00$ - not specialized; 1.01 - 5.00- specialized; 5.01 - 15.00- highly specialized;  $\geq 15.01$ - very highly specialized.

### Sources

U.S. Census Bureau; U.S. Forest Service Forest Inventory and Analysis; and Input-Output Models of the U.S. and Hamilton County, Ohio, IMPLAN LLC. All data are for the year 2012 and are reported in 2012 dollars.

The College of Food, Agricultural, and Environmental Sciences and its academic and research departments including, Ohio Agricultural Research and Development Center (OARDC), Agricultural Technical Institute (ATI) and Ohio State University Extension embraces human diversity and is committed to ensuring that all research and related educational programs are available to clientele on a nondiscriminatory basis without regard to age, ancestry, color, disability, gender identity or expression, genetic information, HIV/AIDS status, military status, national origin, race, religion, sex, sexual orientation, or veteran status. This statement is in accordance with United States Civil Rights Laws and the USDA.

Bruce McPherson, Ph.D., Vice President for Agricultural Administration & Dean

For Deaf and Hard of Hearing, please contact the College of Food, Agricultural, and Environmental Sciences using your preferred communication (e-mail, relay services, or video relay services). Phone 1-800-750-0750 between 8 a.m. and 5 p.m. EST Monday through Friday. Inform the operator to dial 614-292-6891.