

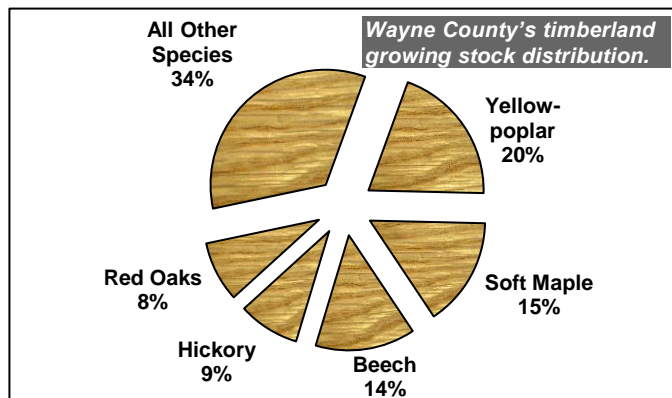
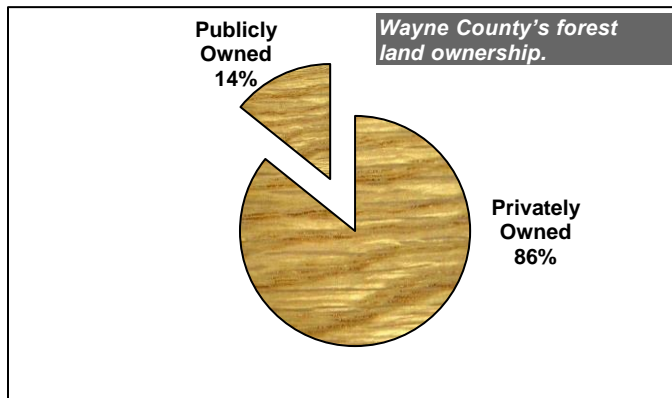
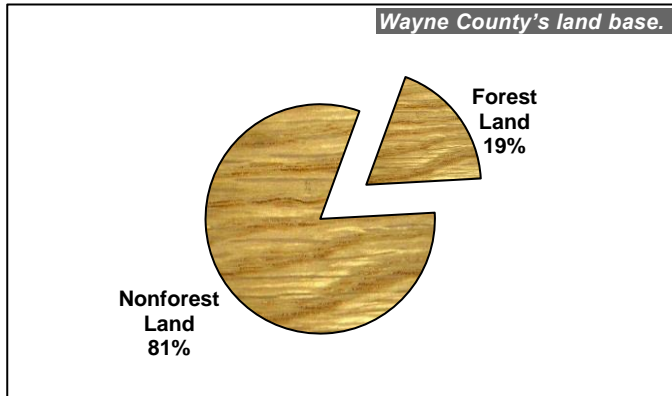
SCHOOL OF ENVIRONMENT AND NATURAL RESOURCES

Forestry Impacts Wayne County's Economy

Eric McConnell, Ph.D., Assistant Professor and Forest Operations and Products Extension Specialist, School of Environment and Natural Resources, The Ohio State University.



Wayne County's Forests



Informational Resources

School of Environment and Natural Resources

The Ohio State University
2021 Coffey Rd.
Columbus, OH 43210
Phone: (614) 688-3421
Web: ohiowood.osu.edu
woodlandstewards.osu.edu

Ohio State University Extension, Wayne County

428 West Liberty St.
Wooster, OH 44691-5092
Phone: (330) 264-8722
Fax: (330) 263-7696
Web: wayne.osu.edu

Ohio Division of Forestry

950 ODNR Mohican Rd. 60
Perrysville, OH 44864
Phone: (419) 938-6222
Fax: (419) 938-3104
Web: www.forestry.ohiodnr.gov/serviceforesters

Wayne County Soil and Water Conservation District

428 West Liberty St.
Wooster, OH 44691
Phone: (330) 262-2836
Fax: (330) 262-7422
Web: www.wayneswcd.org

Ohio Society of American Foresters Directory

www.osafdirectory.com

Ohio Forestry Association

Master Logging Company Program
Office: 746 Morrison Rd., Columbus, OH 43230
Mail: 1100-H Brandywine Blvd., Zanesville, OH 43701
Phone: (614) 497-9580
Fax: (614) 497-9581
Web: www.ohioforest.org

Call Before You Cut

Phone: (877) 424-8288
Web: www.callb4ucut.com

Wayne County's Forest Industries

	Jobs	Output	Labor Income	Value Added
Direct Impacts of Wayne County's Forest Industries				
Forestry and Logging	17	\$5,662,000	\$1,331,000	\$1,553,000
Wood Products Manufacturing	1,175	\$186,458,000	\$45,806,000	\$57,837,000
Paper Manufacturing	277	\$119,688,000	\$28,416,000	\$32,140,000
Wood Furniture Manufacturing	285	\$37,889,000	\$11,623,000	\$14,617,000
All Forest Industries	1,753	\$349,697,000	\$87,176,000	\$106,148,000
Type SAM Economic Multipliers				
Forestry and Logging	2.33	1.36	1.63	1.77
Wood Products Manufacturing	1.40	1.32	1.39	1.55
Paper Manufacturing	1.96	1.30	1.36	1.60
Wood Furniture Manufacturing	1.37	1.32	1.31	1.47
All Forest Industries	1.48	1.30	1.36	1.55
Total Impacts of Wayne County's Forest Industries				
Forestry and Logging	39	\$7,741,000	\$2,180,000	\$2,759,000
Wood Products Manufacturing	1,650	\$246,029,000	\$63,706,000	\$89,789,000
Paper Manufacturing	542	\$155,004,000	\$38,680,000	\$51,272,000
Wood Furniture Manufacturing	389	\$50,115,000	\$15,256,000	\$21,541,000
All Forest Industries	2,600	\$455,743,000	\$118,731,000	\$164,167,000
Location Quotients				
Forestry and Logging	0.49	1.11	0.81	0.92
Wood Products Manufacturing	9.42	6.78	9.83	9.97
Paper Manufacturing	2.25	1.58	3.42	2.18
Wood Furniture Manufacturing	3.14	2.11	3.34	2.74
All Forest Industries	4.71	2.77	4.81	3.85

(---) is withheld data to prevent potential disclosure of individual company information. Note: total impacts should not be added across industries. This overestimates the contributions of all forest industries due to any interactions occurring between individual sectors.

Terminology

Direct Impacts- the effects generated by a county's forest industries to meet the final demand for wood and fiber products.

Type SAM (Social Accounting Matrix) Economic Multipliers- figures quantifying the forest industries' influences on other economic sectors. They are defined by dividing the sum of the direct, indirect, and induced impacts by the direct impact.

Total Impacts- the summed effects of the forest industries' direct, indirect, and induced impacts on the county's economy.

Location Quotients (LQs)- ratios comparing the forest industries' relative contributions at the county level to their national share of the U.S. economy, which provides measures of specialization. Here, the forest industries' LQs are defined as ≤ 1.00 - not specialized; 1.01 - 5.00- specialized; 5.01 - 15.00- highly specialized; ≥ 15.01 - very highly specialized.

Sources

U.S. Census Bureau; U.S. Forest Service Forest Inventory and Analysis; and Input-Output Models of the U.S. and Wayne County, Ohio, IMPLAN LLC. All data are for the year 2012 and are reported in 2012 dollars.

The College of Food, Agricultural, and Environmental Sciences and its academic and research departments including, Ohio Agricultural Research and Development Center (OARDC), Agricultural Technical Institute (ATI) and Ohio State University Extension embraces human diversity and is committed to ensuring that all research and related educational programs are available to clientele on a nondiscriminatory basis without regard to age, ancestry, color, disability, gender identity or expression, genetic information, HIV/AIDS status, military status, national origin, race, religion, sex, sexual orientation, or veteran status. This statement is in accordance with United States Civil Rights Laws and the USDA.

Bruce McPherson, Ph.D., Vice President for Agricultural Administration & Dean

For Deaf and Hard of Hearing, please contact the College of Food, Agricultural, and Environmental Sciences using your preferred communication (e-mail, relay services, or video relay services). Phone 1-800-750-0750 between 8 a.m. and 5 p.m. EST Monday through Friday. Inform the operator to dial 614-292-6891.